
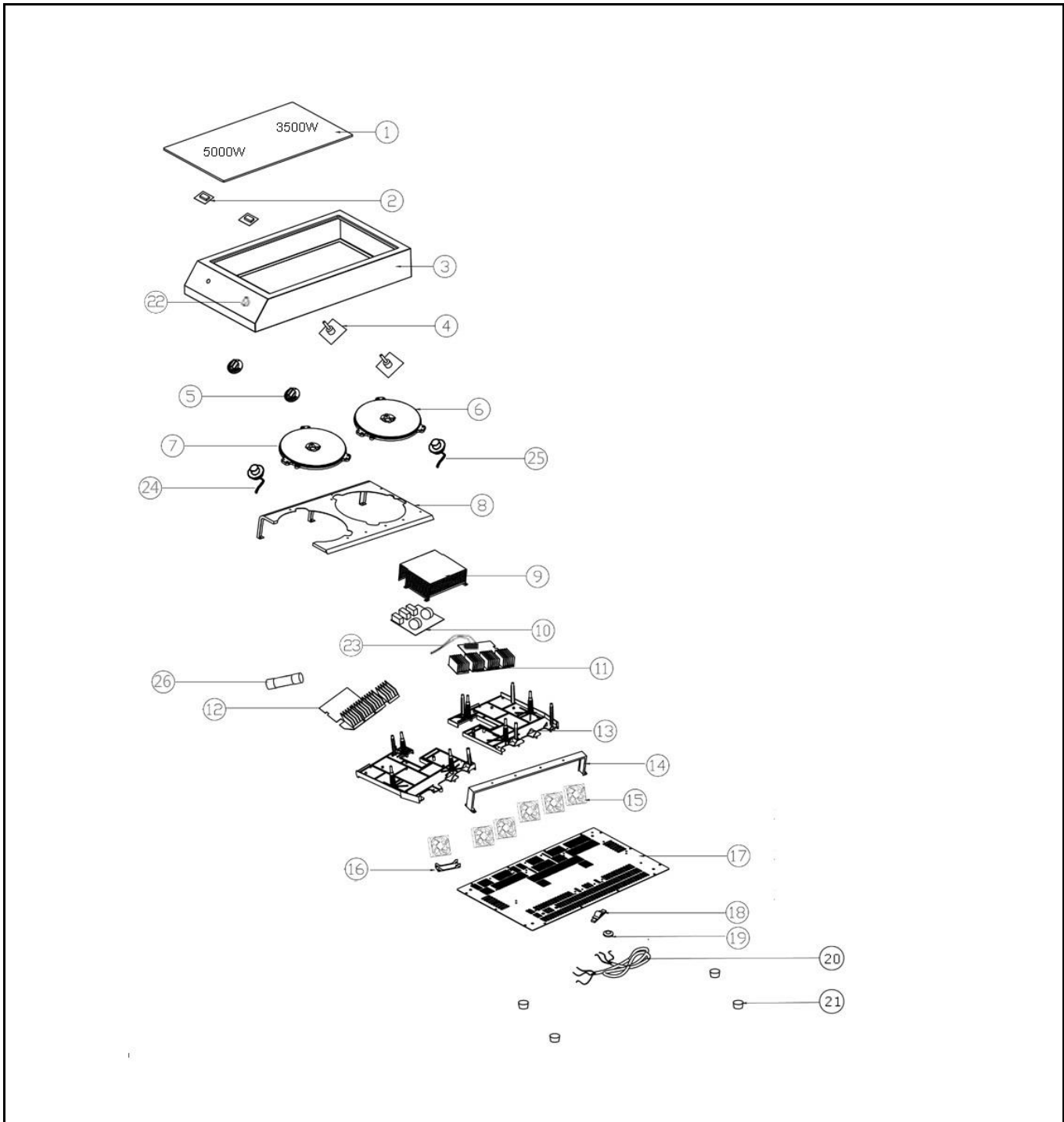



Drawing

 <p>Hendi B.V. Steenoven 21 3911 TX Rhenen The Netherlands</p>	Batch #	Appliance part#
	HK170405 and up	239346
	Description	
	Induction Cooker Model 7000	

Date	07-05-2018	Revision #	1.0
Revision	First Bill of Materials (BOM)		



Bill of materials (BOM)

 HENDI <small>FOOD SERVICE EQUIPMENT</small> Hendi B.V. Steenoven 21 3911 TX Rhenen The Netherlands	Batch #	Appliance part#
	HK170405 and up	239346
	Description	
	Induction Cooker Model 7000	


Date	07-05-2018	Revision #	1.0
Revision	First Bill of Materials (BOM)		

Item	Description	Part#	Quantity	Remark	Picture
1	Ceramic Glass plate	nss	1	Available as 944844	
2	Main Control PCB	nss	1	Available as 944851	
3	Upper Housing	nss	1	Available as 944844	
1 + 3	Upper Housing with Ceramic Glass	944844	1	Incl. Item 1 and 3	
4	Control PCB (Knob)	nss	2	Available as 944851	
2 + 4	Control Panel Complete	944851	1	Incl. Item 2 and 4	
5	Knob	919453	2		
6	Induction Coil (Back)	944868	1	3500 Watts	
7	Induction Coil (Front)	944875	1	5000 Watts	
9	Protective Bracket Filter PCB	n/a	1		
10	EMC Filter PCB	944882	1		
11	Main PCB (Back)	944899	1	3500 Watts	
12	Main PCB (Front)	944905	1	5000 Watts	
13	PCB Mountin Bracket	n/a	2		
14	Fan Mounting Bracket (5 pcs)	n/a	1		
15	Fan	901441	6		
16	Fan Mounting Bracket (1 pcs)	n/a	1		
17	Bottom Plate	n/a	1		
18	Power Cord Retention	n/a	1		
19	Power Cord Protector	n/a	1		
20	Power Cord	n/a	1	H07RN-F 5G1,5MM	
21	Foot	944912	4		
22	Protection Nut Control PCB	n/a	2		
23	Wire Bridge Main PCB	n/a	2		
24	Sensor A	944929	1		
25	Sensor B	944936	1		
26	Fuse	n/a	2		

n/a -> not available

nss -> not sold separately

Wiring diagram

 <p>Hendi B.V. Steenoven 21 3911 TX Rhenen The Netherlands</p>	Batch #	Appliance part#
	HK170405 and up	239346
	Description	
	Induction Cooker Model 7000	

Date	07-05-2018	Revision #	1.0
Revision	First Bill of Materials (BOM)		

